

Web Enrollment Report Guide

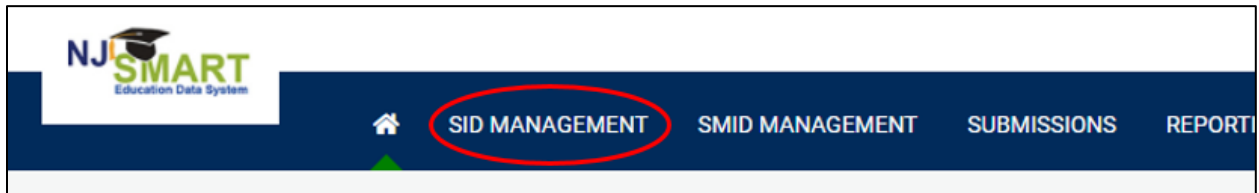
Web Enrollment Report Guide

Introduction

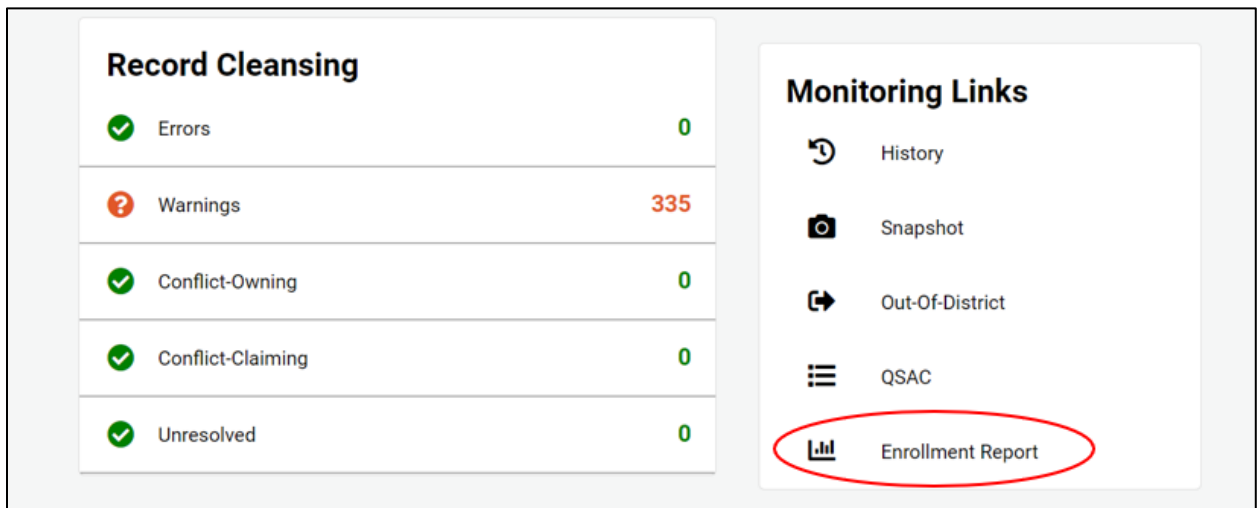
To support LEA efforts to ensure accurate ASSA report data, the Web Enrollment Report provides current and previous year counts to monitor year to year changes and can be exported to PDF and printed. Unlike other reports with NJ SMART, the Web Enrollment Report pulls data from **all** Local Education Agencies, or LEAs. The counts within each table will include students reported to your SID Management as well as students reported by other LEAs but tied to your district by the Resident, Attending, or Receiving CDS codes.

How to Run the Web Enrollment Report

1. From the NJ SMART portal, select the SID Management tab.

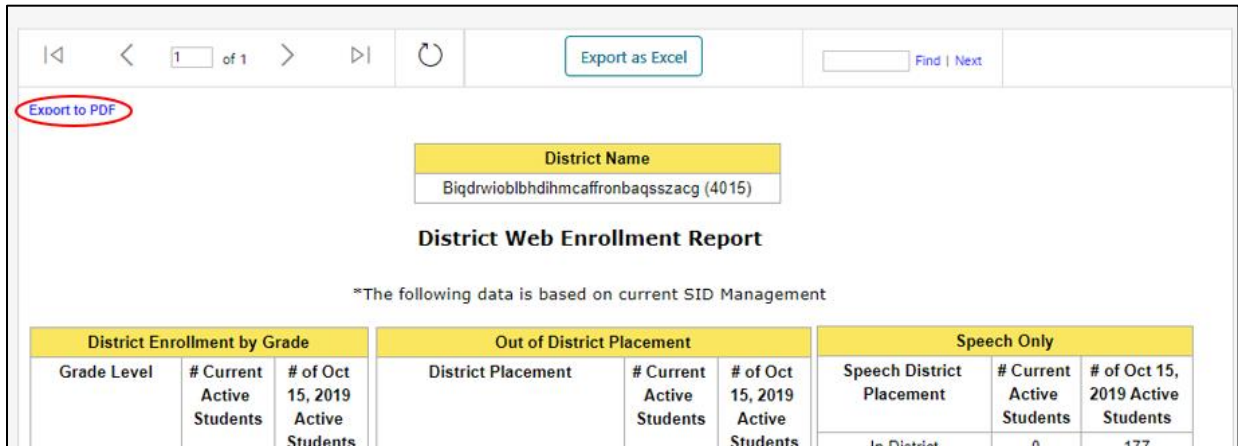


2. From the SID Management home page, click on the “Enrollment Report” link located in the Monitoring Links section.



Web Enrollment Report Guide

- The Web Enrollment Report will be displayed. To share and print this report, click the blue hyperlinked Export to PDF option from the upper left corner of the report.



Export to PDF

Export as Excel

Find | Next

District Name
Biqdrwioblbhdihmcaffronbaqsszacg (4015)

District Web Enrollment Report

*The following data is based on current SID Management

District Enrollment by Grade			Out of District Placement			Speech Only		
Grade Level	# Current Active Students	# of Oct 15, 2019 Active Students	District Placement	# Current Active Students	# of Oct 15, 2019 Active Students	Speech District Placement	# Current Active Students	# of Oct 15, 2019 Active Students
			In District	0				177

Web Enrollment Report Guide

What Information is Included in Each Table?

Table Overview

Each table includes 4 columns:

1. The first column displays the demographic characteristic of the table.
2. The second column displays the count of active students currently reported to SID Management by **all** LEAs in NJ SMART, and associated with the LEA by either Resident, Receiving or Attending CDS codes.
3. The third column displays the count of active students captured on the previous Snapshot (Fall or End of Year) by **all** LEAs in NJ SMART and associated with the LEA by either Resident, Receiving, or Attending CDS codes.
4. The fourth column displays the count of active students captured on the previous school year’s Fall Snapshot by **all** LEAs in NJ SMART and associated with the LEA by either Resident, Receiving, or Attending CDS codes.

Table Parameters

District Enrollment by Grade

This table displays a count of active students by grade level that are attending your district based on data reported to SID Management by **all** LEAs in NJ SMART. Students with an active IEP are excluded from this count except for students with a Special Education Classification of “17” (speech only). Students with the Special Education Classification field blank or with a “99” (declassified/returned to Regular Education) or “00” (determined ineligible) are included.

District Enrollment by Grade			
Grade Level	# Current Active Students	# of Active Students as of previous Snapshot	# of Oct 15, 2020 Active Students
3H	22	0	12
4H	0	0	1
KF	336	0	302
01	342	0	348
02	360	0	381
03	375	0	363
04	373	0	351
05	349	0	372
06	379	0	340
07	345	0	335
08	339	0	337
09	325	0	303
10	311	0	312
11	312	0	313
12	0	0	324
Total In-District	4168	0	4394
Note: IEP excluded except for speech only			

Web Enrollment Report Guide

District Enrollment with IEPs

This table displays a count of active students by school level with a Special Education Classification other than “17” that are attending your district (regardless of residency) based on data reported to SID Management by **all** LEAs in NJ SMART. Students with a Special Education Classification of “17” are excluded.

- Elementary School Enrollment displays students in the Grade Levels of 3H-05.
- Middle School Enrollment displays students in the Grade Levels of 06-08.
- High School Enrollment displays students in the Grade Levels of 09-12.

District Enrollment with IEPs			
Enrollment	# Current Active Students	# of Active Students as of previous Snapshot	# of Oct 15, 2020 Active Students
Elementary School	331	0	342
Middle School	209	0	232
High School	221	0	289
Total In-District	761	0	863
Note: IEP included except for speech only			

Lunch Status

This table displays active students who are attending your district (on roll), reside in or out of your district, and receive a free or reduced rate lunch based on data reported to SID Management by **all** LEAs in NJ SMART.

Students reported to SID Management with a Tuition Code of “02” (paid by parents) or “04” (tuition free: child of a teaching staff member) are excluded from this count.

- If the student’s District Code Resident and District Code Attending are equal to your district’s code, the student will be displayed as In-District.
- If the student’s District Code Attending is equal to your district’s code, but their District Code Resident is not, the student will be displayed as Out-of-District.

Lunch Status			
Lunch Status	# Current Active Students	# of Active Students as of previous Snapshot	# of Oct 15, 2020 Active Students
Free	376	0	447
In District	375	0	446
Out of District	1	0	1
Reduced	150	0	106
In District	150	0	106
Total Lunch Status	526	0	553
Note: Excludes staff member and parent paid placements			

Web Enrollment Report Guide

Receiving ELL Services

This table displays active students who are attending your district (on roll), reside in and out of your district, and receive English Language Learner (ELL) services based on a valid date reported for ELL Identification Date and the ELL Exit Date field left blank or Refused.

- If the student’s District Code Resident and District Code Attending are equal to your district’s code, the student will be displayed as In-District.
- If the student’s District Code Attending is equal to your district’s code, but their District Code Resident is not, the student will be displayed as Out-of-District.

Receiving ELL Services			
ELL District Placement	# Current Active Students	# of Active Students as of previous Snapshot	# of Oct 15, 2020 Active Students
In District	212	0	265
Total ELL Status	212	0	265
Note: Excludes staff member and parent paid placements			

Students Received

This table displays active students attending your LEA being sent to your district based on data reported to SID Management by **all** LEAs in NJ SMART. The LEAs which reported the students as attending your district and a count of students will be listed. Students reported with a Tuition Code of “02” (paid by parents) will be displayed as “Parent Paid”. Students reported to SID Management with a Tuition Code of “04” (tuition free: child of a teaching staff member) or “06” (paid by the state: a non-resident student attending a choice district) are excluded from this count.

To identify these students in your Out-of-District records page (located in SID Management), you should filter for:

- Status= A
- Resident District Code ≠ Not your district
- Attending District Code = Your district

Students Received			
District	# Current Active Students	# of Active Students as of previous Snapshot	# of Oct 15, 2020 Active Students
Oxnbzdfcbninivmallb mfrsizdiiaslqjpkuvfa jgnadvqjaabgirowz	1	0	1
Total Out-Of-District	1	0	1
Note: Excludes staff member placements or choice students			

Web Enrollment Report Guide

Out of District Placement

This table displays active students being sent by your LEA to an out of district location. If a record in SID Management has a Resident District code which is equal to your LEA and that code does not equal the student’s Attending District code, that record is displayed in this section. The associated school type and name is based on the [NJ SMART County District School Code List](#). If a student’s record has a Tuition Code of 06 (paid by the state: a non-resident student attending a choice district), this will be reported under a category labeled “Choice”. Students reported to SID Management with a Tuition Code of “02” (paid by parents) or “04” (tuition free: child of a teaching staff member) are excluded from this count.

Out of District Placement			
District Placement	# Current Active Students	# of Active Students as of previous Snapshot	# of Oct 15, 2020 Active Students
County Vocational School	10	0	8
GI803J8LT6NRAB9BH4CGHVJ GAJ2V9CAT9J5OPQXS BVXOP	10	0	8
NonPublic School	6	0	6
7BFOUP1GLHDFWXE ZSAQ7	1	0	1
8TU0G9XZ0IBW58CIEKMKG D64XP	3	0	0
PYOEAC9JCY6MBHF64KH437 BOA0H2UQJN	2	0	2

Speech Only

This table displays active students who are attending your district (on roll), reside in and out of your district, and receive speech services based on the Special Education Classification of “17” (speech only) reported to SID Management. Students reported to SID Management with a Tuition Code of “02” (paid by parents) or “04” (tuition free: child of a teaching staff member) are excluded from this count.

- If the student’s District Code Resident and District Code Attending is equal to your district’s code, they will fall under the In-District count.
- If the student’s District Code Attending is equal to your district’s code, but their District Code Resident is not, they will fall under the Out-Of-District count.

Speech Only			
Speech District Placement	# Current Active Students	# of Active Students as of previous Snapshot	# of Oct 15, 2020 Active Students
In District	120	0	149
Total Speech Status	120	0	149
Note: Excludes staff member and parent paid placements			

Web Enrollment Report Guide

Choice In-District Students

This table displays in-district choice active students by resident district, based on data reported to SID Management by **all** LEAs in NJ SMART. Students will be counted when the Tuition Code of “06” (paid by the state: a non-resident student attending a choice district) is reported, and the student’s Attending District Code is equal to your district code, but the Resident District Code does not equal your district code.

Choice In-District Students			
District Choice	# Current Active Students	# of Active Students as of previous Snapshot	# of Oct 15, 2020 Active Students
Absecon Public Schools District	4	4	3
Egg Harbor Township School District	1	0	0
GREATER EGG HARBOR REGIONAL HIGH SCHOOL DISTRICT	3	1	3
Pleasantville Public School District	2	2	2
Total Choice Students	10	7	8
Note: Excludes staff member and parent paid placements			

Choice Out of District Students

This table displays out-of-district choice active students by attending district, based on data reported to SID Management by **all** LEAs in NJ SMART. Students will be counted when the Tuition Code of “06” (paid by the state: a non-resident student attending a choice district) is reported, and the student’s Resident District Code equals your district code, but the Attending District Code does not equal your district code.

Choice Out of District Students			
District Choice	# Current Active Students	# of Active Students as of previous Snapshot	# of Oct 15, 2020 Active Students
Atlantic County Special Services School District	1	1	1
Mainland Regional High School	3	3	4
Ocean City School District	2	2	1
Total Choice Students	6	6	6
Note: Excludes staff member and parent paid placements			

Web Enrollment Report Guide

In District by Municipality

This table displays the resident municipality of active students within your LEA, based on data reported to SID Management by **all** Local Education Agencies in NJ SMART. If a student’s Resident District Code and Attending District Code equals your district’s code, the student will be counted.

In District by Municipality			
District Municipality	# Current Active Students	# of Active Students as of previous Snapshot	# of Oct 15, 2020 Active Students
ENGLEWOOD CITY	2	0	0
FAIR LAWN BOROUGH	4918	0	5238
FAIRVIEW BOROUGH	2	0	3
FORT LEE BOROUGH	2	0	2
HACKENSACK CITY	1	0	0
Total Students by Municipality	4925	0	5243

Out of District by Municipality

This table displays the resident municipality of active students attending an out-of-district school, based on data reported to SID Management by **all** Local Education Agencies in NJ SMART. Students will be counted if the Resident District Code equals your district’s code, but the Attending District Code does not equal your district’s code. Students reported to SID Management with a Tuition Code of “02” (paid by parents) or “04” (tuition free: child of a teaching staff member) are excluded from this count.

Out of District by Municipality			
Out-of-District Municipality	# Current Active Students	# of Active Students as of previous Snapshot	# of Oct 15, 2020 Active Students
FAIR LAWN BOROUGH	0	0	1
Total Students by Municipality	0	0	1
Note: Excludes staff member and parent paid placements			

Web Enrollment Report Guide

Charter School Enrollment

This table displays a count of active students that reside in your district and attend a Charter School, by the name of the Charter School, based on data reported to SID Management by **all** Local Education Agencies in NJ SMART. Students will be counted if their Resident District Code is equal to your district code, but their Attending District code is equal to a Charter School.

Charter School Enrollment			
District Choice	# Current Active Students	# of Active Students as of previous Snapshot	# of Oct 15, 2020 Active Students
Atlantic Community Charter School	175	194	213
Chartertech High School for the Performing Arts	102	119	124
Principle Academy Charter School	124	130	150
Total Charter Enrollment	401	443	487

In District Migrant Students

This table displays a count of migrant active students within your LEA, based on data reported to SID Management by your LEA in NJ SMART. Students reported to SID Management with the value “Y” (Yes) for the data element MigrantStatus are included in this count.

In District Migrant Students			
Migrant Status	# Current Active Students	# of Active Students as of previous Snapshot	# of Oct 15, 2020 Active Students
Migrant	0	1	0
Total Migrant Students	0	1	0

In District Homeless Students

This table displays a count of active students experiencing homelessness who attend your LEA, based on data reported to SID Management by your LEA in NJ SMART. Students reported to SID Management with the value “Y1” (Homeless and has been in the physical custody of a parent or legal guardian) or “Y2” (Homeless and was NOT in the physical custody of a parent or legal guardian) for the data element Homeless are included in this count.

In District Homeless Students			
Homeless Status	# Current Active Students	# of Active Students as of previous Snapshot	# of Oct 15, 2020 Active Students
Homeless Student	28	32	50
Total Homeless Students	28	32	50